



2009 LiveRoof®

PREVEGETATED
INVISIBLE-MODULAR
GREEN ROOF SYSTEM

The Choice of Horticulturists



SIMPLE

EFFECTIVE

ATTRACTIVE

LiveRoof® System

SIMPLE. EFFECTIVE. ATTRACTIVE.


STEP 1

First; the grower inserts the LiveRoof® Soil Elevator™ into LiveRoof® module.

Horticulturist designed positive drainage configuration for healthy roots.

Moisture Portals™ allow moisture and roots to be conveyed from one container to the next and for soil-to-soil contact.

System Depicted Here Is LiveRoof Standard



STEP 2


LiveRoof® module is filled to the top of Soil Elevator™ with LiveRoof® engineered soil. Soil is settled by vibration and mechanically screeded off.

Ergonomic design, configuration and handles make LiveRoof® the safest, most efficient module to handle.



STEP 3

LiveRoof® Plants are grown to maturity approximately 1 inch above the LiveRoof® module. In the LiveRoof Lite System plants are approximately ¾" above the module and in the LiveRoof Deep System they are approximately 2¾" above the module.



PREVEGETATED. INVISIBLE. MODULAR.



4 STEP

Installer sets LiveRoof® modules tightly in place on the roof within LiveRoof® recommended edge treatments. Modules act as ballast to hold edging in place or in certain applications may be mechanically fastened.



5 STEP

LiveRoof® Soil Elevators™ are removed for a beautiful, seamless instantly mature green roof.

Note: if biodegradable soil elevators are used, they are simply left in place.

Modules disappear under the cover of soil and plants.



6 STEP

The entire system is watered thoroughly to settle any loose soil and to get your LiveRoof® off to a great start.

No ugly container to see, just beautiful greenery.

See inside back cover for LiveRoof grower nearest you.

LiveRoof® Invisible Modular Green Roof Systems

LiveRoof Standard


Soil: Appx. 4 1/4" deep.

Module Size: 1' x 2' x 3 1/4"

Weight: Appx. 27-29 lbs/sf saturated and vegetated.

Merits: Maximizes storm water management, integrates perfectly with new construction with minimal impact on construction costs.

Plants: Succulent ground covers, water conserving accent plants, and certain hardy bulbs.



LiveRoof Lite

**New
2009**

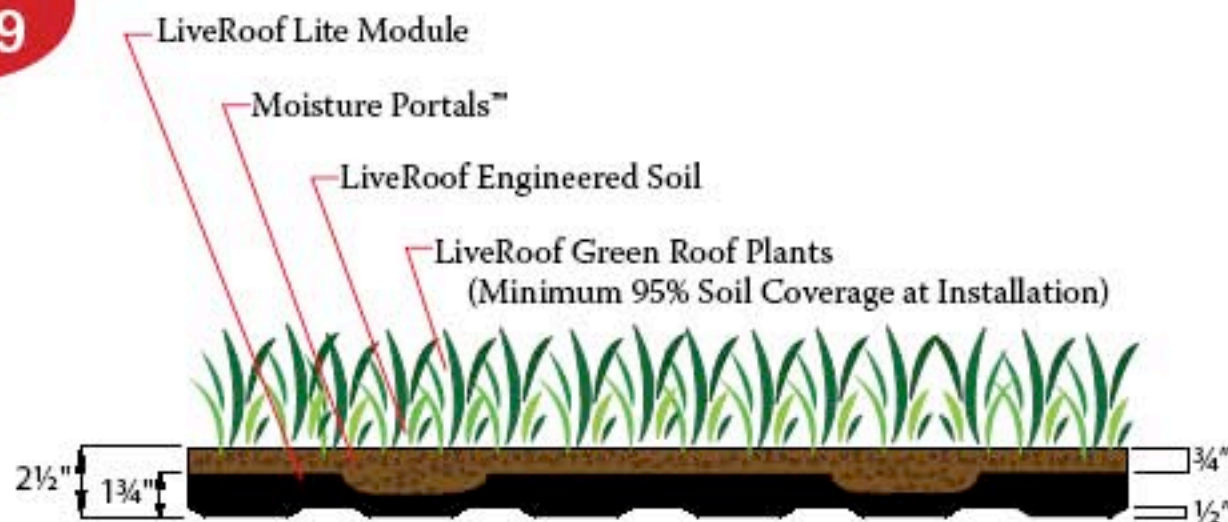
Soil: Appx. 2 1/2" deep.

Module Size: 1' x 2' x 1 7/8"

Weight: Appx. 15-17 lbs/sf saturated and vegetated.

Merits: Ideal for retrofit projects where load limitations exist.

Plants: Succulent ground covers, water conserving accent plants, and certain hardy bulbs.



LiveRoof Deep

**New
2009**

Soil: Appx. 6" deep.

Module Size: 1' x 2' x 3 1/4"

Weight: Appx. 40-50 lbs/sf saturated and vegetated.

Merits: When irrigated, expands plant palette to array of drought resistant conventional and native perennials and grasses.

Plants: Succulent ground covers, water conserving accent plants, and highly drought tolerant perennials and grasses.

